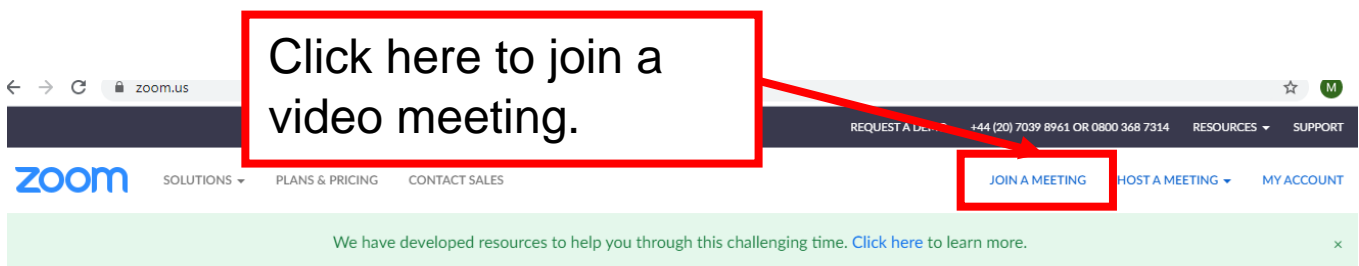


Zoom – Instructions for joining a meeting

Before accessing a zoom lesson, you will need to have done the following things:

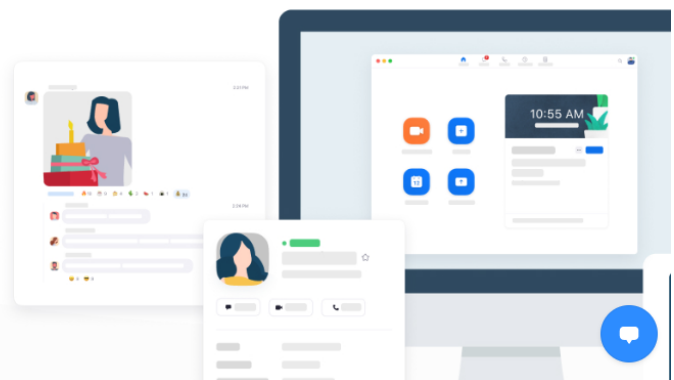
1. You need to download the zoom app to your laptop, tablet or mobile device. This is free to do and you can find a download for every type of device here: <https://zoom.us/download>
2. You need to have checked your e-mail and made a note of the MEETING ID for your child's class session.
3. You need the MEETING PASSWORD from the e-mail for your child's class. This code is confidential and must not be shared with anyone outside of your child's class for safeguarding purposes.



In this together.
Keeping you securely
connected wherever you
are.


Sign up for Free

Helpful Resources



This box will appear...
Type the meeting code
from your e-mail here:

The image shows the 'Join a Meeting' dialog box. It has a title 'Join a Meeting' and a text input field labeled 'Meeting ID or Personal Link Name'. Below the input field is a blue 'Join' button. At the bottom, there is a link: 'Join a meeting from an H.323/SIP room system'.



Your meeting password
will be on your e-mail.
Type this in here:

The image shows the 'Enter meeting password' dialog box. It has a title 'Enter meeting password' and a text input field labeled 'Meeting password'. Below the input field are two buttons: 'Join Meeting' and 'Cancel'.

This box will appear...

Please wait for the host to start this meeting.

Start: 8:00 PM

Miss Rees' Test meeting

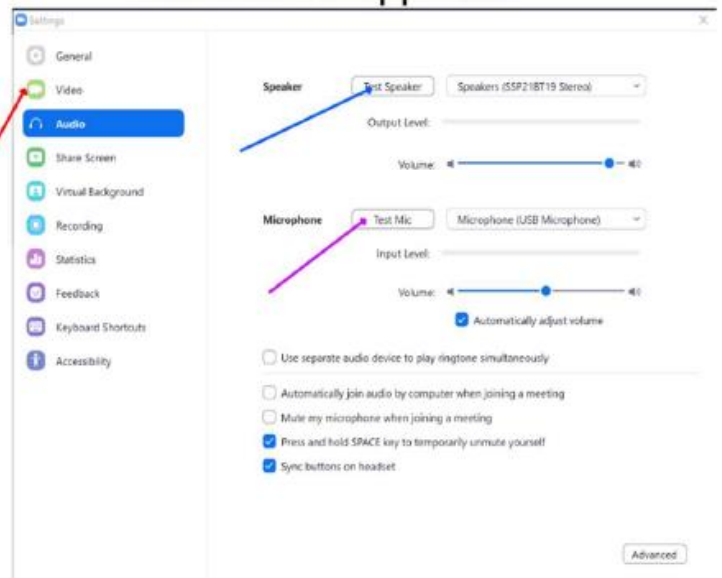
Test Computer Audio

If you are the host, please login to start this meeting

While you wait, check your microphone and speaker are working.

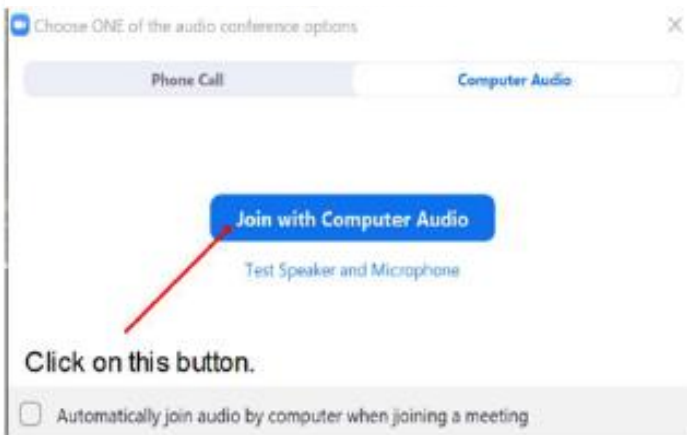
This means you are early for the meeting and the lesson hasn't started yet.

This box will appear...



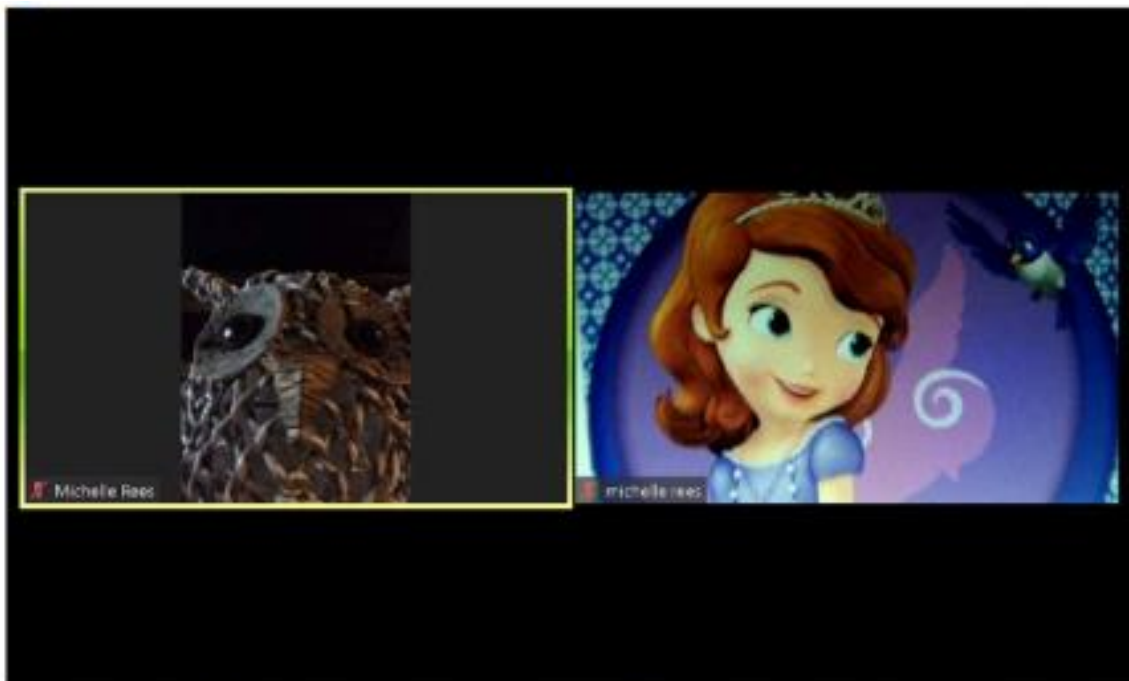
Click here to check your video feed. If you do not wish for your child to be on screen, please check the options needed.

Once the teacher has logged on, this box will appear:



Welcome to the session!

Teacher Owl is currently teaching pupil Princess.



Please note: The teacher will cancel the lesson if only 1 pupil logs in. No 1:1 lessons allowed.